

# En Vie®

www.en-vie-fashion.com

3  
MARCH / 2016  
アンヴィ

## Be wild

金与银

本期摄影师推荐

屋顶之上

时尚摩天大楼

影子

摄影

SOFT COUTURE

水下世界

Plus Trends, Editorials,  
Photography and so much more!

# DANIELLA RAHME









**E** Ever since i was young i found myself interested in mixing colors, so when i had to choose what i have to major in, i found myself curious to find out more about the beauty in the colors, i wanted to create my own way in showing beauty.

After i finished high school, i transferred to university to continue my studies, but i couldn't find myself interested in what i was doing. I've always wanted more than just sit on the seat in a classroom, i wanted something to express myself, then i knew that i belong to the world of art.

The 25 years old make-up artist Sharbel Hasbany has graduated from: Atelier Maquillage Paris Modèles, and is now working all over Lebanon with different artists and models. Sharbel's known by his artistic and creative ideas of showing what goes through his mind; and his unique way of applying make-up and making it look really natural. He also likes the fashion industry and has a big vision in the fashion statement. He's inspired by different make-up artists (Marco Antonio, Roshar, Maria Ortega, Francesca Tolot) and always refers to some of his favorite magazines (Schon, Institute, W Magazine, V Magazine, Tantalum, Vulkan).

He joined recently MMG/WHILELMINA/Bareface In Dubai & Toabh Management In India.

My Favorite Make-up artist of all times is Ido Raphael. i think he's the best make-up artist ever in this century because he knows how to mix the artistic look with any fashion photoshoot beside the natural look. He's Just Amazing and He's A Big School For the next generation.

It's my job to advice my clients for the best, yet some have this idea in mind that they don't really want to change, so i do what they asked me to.

the top 5 beauty products that every women should have: mascara (every 4 months)

- a good velvet foundation which match her skin tone
- a concealer which it suits with her eyelids tone
- a blusher depends on the taste of the women
- a lipstick the most important product



To pass my free time i always make tutorials, test shoots, artistic researches, in fact i follow the fashion industry and look for new stuff.

As a makeup artist it's more than just having a great kit with beautiful products and a frothy personality. The art of makeup is a craft and it is an essential part to any photo shoot. The makeup artist is in a position to use their artistic skills to transform the face of the model, through their skills the look of the image can be taken to a higher level.

In my experience, you can divide the best makeup artists into two distinct categories:

The first group is almost always beauty or makeup school trained. They are technically excellent in their application and likely to be creative, yet you'll always find similarities in their work.

The second group may or may not be beauty school trained. They are technically excellent and almost always very creative without being cliché. they always work to bring out the unique features of the model's face so you never find similarities in their different makeups.

We've become to a time where the world of photography has taken a big step in growth, so every single detail in the face could show up easily on the camera. Here is the job of the make-up to hide all the little and big flaws, from here you can conclude the difference between the normal make-up which is worn everyday or on special occasions and the fashion make-up or (the make-up used in the studios). So in the studio we usually use the HD make-up, which covers up almost everything, which is quite the opposite in the daily natural make-up.

---

Photography / FOUAD TADROS  
Stylist / DANA MORTADA  
Hair/ GEORGES EL MONDALAK

## Why You Need a MUA?

---

1- The camera wipes away more than half of a girl's face paint. A makeup artist will have the proper coverage products to do the job. Just packing on extra doesn't work – you need more coverage, more pigment, different colors.

2- the photographer has a lot to worry about than erasing blemishes on 50 headshot, or cloning out dark circles ! so he basically let the makeup artist handle the whole thing.

3- most of the women like themselves pampered and fussed over , so they feel more confident when it comes to their sessions and happier with the results , plus your clients always appreciate the extras , which makes your business more obliging and thoughtful.



---

## How A MUA Should Work On Set?

### - First Step : ask the clients for their opinion

It is so important to understand how the client visualizes the makeup because everyone's interpretation is different. Make sure that you always ask for their opinion before applying any sort of makeup.

### - Second Step : the collaboration with the photographer

on set , always make sure to collaborate with the photographer so you have a better image , and of course there should be a chemistry between the makeup and the choice of the shots.

### - Third Step : the coaction with the model

you may find some difficulty when working with models , especially that they have a language barrier most of the time. Here's your job to make your models comfortable and pay attention to their energy level .







# 目录

10	致读者
11	影子
20	屋顶之上
26	时尚摄影
30	水下世界
34	玛利亚
44	不一样的我

46	波西米亚风
52	SOFT COUTURE
56	迷失天堂
60	回到海洋
64	最后的浪漫
66	彩妆：芳草茵茵
70	梦幻交响曲





- 72 三月美妆
- 75 城市风尚
- 78 另辟蹊径
- 82 METALLIC BEAUTY
- 86 圣歌
- 88 荒野
- 94 NAMES & INSTAGRAMS

Editor in Chief & Director  
GERD KRAMER

AD, Design & Illustration  
LUC-ANDRÉ PAQUETTE  
FLORIANE PARRES PETTENUZZO  
JENNIFER HORSTMEIER  
CHRISTINE XIANG  
SHOKO NISHIWAKI (BURNER)  
AUREORE DEMEDE

Graphic Designer  
AYAKO NAGUMO

Editors  
AGATHE SCHWAAR  
ELIZABETH HUNT  
EDWARD HATFIELD  
JEN LOMAS

Sub Editors  
MARY SIMCOX  
BRANDON LINDER  
VERA CHAN  
SILVIA GALASSO

Japanese Editors  
TOMOKO FUJII  
YU ASADA  
HIROKO IKEDA  
KALI SPEERE  
NORIKO  
MINORU KOSAKA

German Editors  
CHRISTINE POLZ  
VIRGINIA RAEUCHLE SCHAAL

French Editors  
AGATHE SCHWAAR

Spanish Editors  
GLÁUCIA MONTEIRO

Korean Editors  
SOOJIN LEE  
JIYOUNG CHOI

Chinese Editors  
ERIKA  
JAYLON  
KELLY

Vietnamese Editors  
THANH HUYEN  
TRANG NGUYEN

Vietnamese Graphic Designer  
HA TRINH  
Consultants

SOOJIN LEE  
YUQI NAKAMURA  
MIWA HIKITA

Marketing  
YOKO YAMAMOTO  
ELIZABETH PAIGE HUNT

Stylists  
TOMOKO FUJII  
EWA FIUTAK  
JUSTYNA KORUSIEWICZ

Web & PR Managers  
KENTA UCHIDA  
YOSHINORI YOSHIDA  
JOONAS LIEPPINEN  
SAYAKA HASHIMOTO  
MASAHIRO MINAMI

Assistant  
NAOKO HIGASHIYAMA

THE  
TEAM

Disclaimer: Every effort is made to ensure all En Vie media is up-to-date. Please note that opinions expressed herein are not necessarily endorsed by the publisher. The publisher cannot be held liable for any loss, damage or distress resulting in errors, omissions or from adherence to any advice in this magazine. The publisher takes no responsibility for the quality or content of advertisements. All rights reserved by the copyright holder.  
To see the full disclaimer please go to [www.en-vie-fashion.com/disclaimer.html](http://www.en-vie-fashion.com/disclaimer.html)



# 致读者

亲爱的朋友们：

今天和大家谈谈时尚之外的话题。在生命的旅程中的某些时刻，我们会想起那些已经逝去的故人。他们曾经与我们的生活密不可分，却终究无法避免分离的痛苦。

也许该反思一下我们是否忽略了周围你所爱的人，是否珍惜那些仍在关爱你的亲友。难道我们不应该花更多的时间陪伴关心他们，放下手机，关上电脑，从社交网络里离开片刻。可以的话面对面地坐下，花点时间去倾听对方，也和他们说说心里话。或者拿起电话，说一声“你好”或“我想你”。人生无常，不要让“遗憾”追随你一生。

Gerd





# 影子

Photography / RAINER SUCK

[WWW.RAINERSUCK.COM](http://WWW.RAINERSUCK.COM)

Hair & Makeup / LARS RÜFFERT

[WWW.LARS-RUEFFERT.DE](http://WWW.LARS-RUEFFERT.DE) FOR LANCOME, YSL AND ARMANI

Styling / JELENA JABLANOVIC

Model / NICOLA WOYCZYK @ [WWW.MEGAMODELAGENCY.COM](http://WWW.MEGAMODELAGENCY.COM)

Location / TAAL MONUMENT SOUTH AFRICA



Jacket-R1999, Nicci Boutiques  
Pants-R1700  
Philosophy necklace-R199 The Lot





Faux fur jacket-R2500 Nicci Boutiques  
Synching high waisted underwea-stylists own.







Satin jumpsuit-R 580 The dollhouse  
Belt -R250, The lot  
Cuffs-R250 each Nicci Boutiques.



Jacket-R1999, Nicci Boutiques  
Pants-R1700  
Philosophy necklace-R199 The Lot



Mystery top-R299 The Lot  
Necklace-R450 Nicci Boutiques

Jumpsuit-R499  
Necklace-R199 The Lot  
Tuxedo Blazer-R1550 Nicci Boutiques









Boxy top-R799 Nicci Boutiques  
jumpsuit-R950 Chica-Loca  
Cuffr-R90 The Lot







Photography / JÜRGEN ANGELOW  
(WWW.ANGELOW-PHOTOGRAPHY.COM)  
Production & Make Up / JOANNA SOLER BETANCOURT

Models / PAULA CUELLAR ROQUE,  
SARAI DE LA CARIDAD CABRERA DIAZ,  
JOANNA SOLER BETANCOURT

Location / CENTRO, HABANA

# 屋顶之上


















# 时尚摄影

Photography / CARLO FERNANDES

@ 2TWENTY2GROUP

Model / LATASHA CROSBIE

@ SCENE

Makeup / BY CARLO USING MAC COSMETICS

Prints / LISU VEGA

Clothing / BLACK MILK

Writer / KRISTIN COLANERI

---

It was Andy Warhol that said “in the future, everyone will be famous for 15 minutes”. One of the most acclaimed American artists of the 1960’s who was most notably known for his work during the ‘pop’ art movement which marked a major shift in modernism. Artists such as Warhol, Claes Oldenburg, & Roy Lichtenstein sought to utilize images of popular American and British culture and mass production to blend into fine art representation. A convoluted extension from such artists as Mondrian.

Yet, even though Mondrian was popularized two decades prior to Warhol, his work was now being fashioned onto dresses by Yves Saint Laurent in the 1960’s and both culture and fashion only continued to be more influenced by the merge of popular American society, technology and mass media. Other artists such as Yayoi Kusama were also part of this movement but began pushing the boundaries of mixed media, doing large scaled environmental installations that combined graphic sculpture, nature, and light.

So if we can look back over 50 years and begin to see the evolution of modernism into futurism and stretching the artistic collective palette to the avant-garde and experimental where lines are being studied and form is being fragmented and manipulated... how far have we come? Where are we now?



CGI or computer generated imagining give us the ability to not only merge art into technology but to then insert our creative genius and imaginations run wild, introducing entirely new worlds and creatures in film and the capability to move past the brush and 2D canvas toward projection onto humans and 3D surfaces. We now become the duplication... creating the patterns, projecting them and inserting ourselves back in.

Hence, when I look at these intriguing images, I see the influence of Pop art in a post-'posting' modern time. We live our daily lives in social media, our '15 minutes' of fame is commonplace. Gone are the days of the artist recluse, and if they do embrace the breath of brief solitude, it is followed with a 'post' of their work. Here the subject has a need to disguise themselves in patterned anonymity, which in this day and age I find refreshing.

---









Photography & Retouch / CHRIS DAVID  
Model / CLARA SOPHIA  
Hair & Makeup / AYA ARAKAWA



by Creative Office Roseo

# 水下世界







# 玛利亚

Photography / GREG ALEXANDER  
Art director / SÉBASTIEN VIENNE  
Hair & Makeup / CARINE LARCHET  
Production / MÉPHISTOPHÉLÈS PRODUCTIONS ([WWW.MEPHISTOPHELES.FR](http://WWW.MEPHISTOPHELES.FR))  
Model / NATASHA @MADEMOISELLE  
Assistant / AUDREY IBANEZ  
Wardrobe/ MARIA ARISTIDOU



























## Brighten up your wardrobes!

---

Colours are something everyone loves and can relate to. They are welcoming, warm and open and they give off positive vibes to people that you're a friendly person, so why not be adventurous this season? Let's wear some colour!

Colour can be a cruel mistress. Most of us know that we could stand to win some serious style points by giving colours outside our comfort zone, but finding hues that work with your complexion is often easier said than done – with such a kaleidoscopic spectrum of shades on offer, it's no mean feat sorting the wheat from the chaff. Wearing light colours can be a tricky subject but we are blessed with some awesome weather seasons and thus awesome fashion seasons in which we can enjoy the various shades.

One unfortunate aspect of one of our weathers is the rain. And for whatever reason, people feel the need to dress according to the weather which can be practical if we're wearing rain boots, but why not make those boots a bright and cheery orange or purple? Wearing bright colours on yucky days is said to have an effect on our mood throughout the day as well, as it would definitely help in brightening up the rainy days. Because what would you rather be, a girl with a polka dotted pink and green umbrella or one with a black one eager to hibernate all rain?

When wearing a dark colour, there are only so many colour and fabric combinations available. And sometimes we can even end up doing our wardrobe a disservice if we buy 10 leather jackets instead of a few colourful suedes and leather ones. Also no one wants to see a solid black plaid shirt, in fact that can't! Injecting some colour into those plaids and include some variation amongst those boring, mainly leathers and we'll be happy we did.

So I'm not completely bashing dark colours, there is a time and place for everything, but it is undoubtedly accepted by fashionistas out there that bright, cheery and fantastic colours do not consist of earth tones, deep greens and browns. In respect of Feminism, why forcibly lock our feminine colours into the closet to hide all winter? Even if we are unique in the office with a pink blazer, we'll stand out amongst the rest and that's not always something to be ashamed of.

But no matter what colours you love to wear, it's basically all about having attitude and confidence. So, toss those ginger tresses, walk with your head held high and love being who you are!

---

By Devsmita Saha









# 不一样的我



Photography / BOB VAN DER WOLK

Model / KIRSTEN VAN ANTWERPEN

MUA / DEWI KORVING

Stylist / KITTY LACLEMENT







# 波西米亚风

Photography / STEFFANIE HALLEY ([WWW.STEFFANIEHALLEY.COM](http://WWW.STEFFANIEHALLEY.COM))  
Model / ANNA MARIE OF BRINK MODELS ([WWW.BRINKMODELS.COM](http://WWW.BRINKMODELS.COM))  
Makeup & Hair / ANDREA LEMONDS ([WWW.ANDREALEMONDS.COM](http://WWW.ANDREALEMONDS.COM))  
Stylist / EUREKA CALHOUN ([WWW.VELVETLOPE.COM](http://WWW.VELVETLOPE.COM))

Location / DEEP FORK RIVER OKLAHOMA CITY, OK USA

Gil's / [HTTP://WWW.GILSCLOTHING.COM](http://WWW.GILSCLOTHING.COM)  
Jenny's Sparkle Shack  
BLUE 7 / [HTTP://WWW.MYBLUESEVEN.COM](http://WWW.MYBLUESEVEN.COM)



Shirt- Everly (via Gils )  
Pants- Tyche (via Gils )  
Hat- Yellow 108 (via Blue 7 )  
Accessories- Vintage (via Jenny's Sparkle Shack)







Shirt-Lucky Love (via Blue 7)  
Pants-Vintage (via Jenny's Sparkle Shack)  
Shoes-Stella McCarthy  
Bracelets-Vintage (via Jenny's sparkle shack)

**B**oho, the abbreviation of Bohemian, French for gipsy, is a young fresh look and it's definitely something to keep an eye on this season especially for those who inspire their style to that of the 60s or to that of celebrities like Paris Hilton or the Olsen twins. The Australian journalist Laura Demasi first used this word to describe the eclectic look which was very popular in the early 2000s and the term is still in use nowadays to indicate the mix of hippie and gipsy elements.

” There is a small difference between a Boho and a Boho Chic style: the second one, in fact, is a bit more refined and classy. “

**T**oday everyone can sport a Boho Chic look and it has become more and more popular, year after year, so much so that well-known brands like H&M have inspired several collections to this seemingly immortal trend. There are some important tips that you need to remember in order to create your own Boho Chic outfits. First of all you should try to wear clothes made of natural materials such as leather, suede or linen. The colour is also very important: you should try to avoid fluorescent tints and opt for warmer and lighter colours such as white, beige, brown, green and ochre nuances. Must haves are

mini skirts and long dresses with colourful and eclectic patterns, leather boots and crop tops or t-shirts with fringes, beads or embroideries. Accessories have an important role in the creation of every look but in Boho Chic outfits they are fundamental. You absolutely can't go out without bracelets, the more the better, pendant earrings, vintage sunglasses, especially the round framed ones and a 'borsalino' hat but, as always, you should try not to go too far but we all know it can be hard when it comes to those gorgeous girly trinkets. Boho Chic, a style so versatile that it looks totally flawless on both skinny and curvy girls, no-one is left wanting.

by Clara Fallocco



Shirt-Everly (via Gils )  
 Pants-Tyche (via Gils )  
 Shoes-(Gil's via )  
 Hat-Yellow 108 (via Blue 7 )  
 Accessories-Vintage (via Jenny's Sparkle Shack)



Swimsuit - Vintage (via Jenny's sparkle shack)  
 Necklace- (Via Gil's)





Dress-Knot Sisters (via Blue 7)  
Shoes-Sperry  
Necklace- (via Gil's)  
Glasses-(via Gil's)  
Bracelet - Anna & Ava







# SOFT COUTURE

Elegant, sporty, feminine fashion made by high quality garment like silk, cotton and summer wool. The collection brings edgy elegance to contemporary street chic style-from feminine to strong.







Photography / DENNIS SPOHR ([WWW.DENNISSPOHR.COM](http://WWW.DENNISSPOHR.COM))  
Model / ANDREA CARUANA - Agency / MODELS M  
Retouch / LISA ÉVOLUER ([WWW.LISA-EVOLUER.COM](http://WWW.LISA-EVOLUER.COM))  
Stylist / LAURA BESANÇON  
Designer / ANNI GRACE COUTURE

Accessories / ALDO SHOES (MALTA)  
Location / XWEJNI BAY, GOZO (MALTA)









Dress-Paul Ropp  
Necklace-Stylist's Own  
Bracelet-Stylist's Own

Photography / SHERYL FISCHER

Stylist / MOIRA RATMOKO

Makeup & Hair / ZALINA WÄLCHLI

Model / SALOME @ AQUA MODEL MANAGEMENT

# 迷失天堂





Blouse-Zara  
Vest-Traditional Swiss Vest  
Earring-Azaria

**"The best images are the ones that retain their strength and impact over the years, regardless of the number of times they are viewed." ~ Anne Geddes**

**by Gargi Chakravarty**

**E**nigmatic, elegant, passionate, independent, courageous. And if you thought this is it...wait...there is much more to Sheryl Fischer. A strong woman brimming with life and energy, a beautiful person, an exquisite artist enriched with talent, Sheryl is today's woman of substance and is a photographer par excellence.

The more you interact with her, the more you are convinced of her goodness, boldness, simplicity, inner strength and professionalism. Photography is not just her profession but an art that drives her, an individual and personal experience that she cherishes. She defines her photographs as 'clean and feminine' and says that taking photographs was a natural thing for her.

Let's hit the rewind button and travel back in time to the Sheryl of just 8 years. It was back then that she started saving her money and bought her first camera. She remembers clicking her godmother during a rock climbing trip and how she would tell her to strike a pose for that perfect shot! At the age of 13, Sheryl bought her first digital SLR, and since then there has been no stopping her!

Sheryl loves to travel, absorb the beauty around her, and gets inspired by the surroundings. Grounded in reality, she feels fortunate that she could make a career out of what she loves doing the most, and candidly expresses her insatiable appetite for doing more and more international photo shoots. To quote her "I am very excited to see where my journey will take me!"

### **Rapid Fire with Sheryl...**

- Fashion to me is creative
- Style is a way of showing who you are and want to be
- My work is my passion.
- My favourite quote: All our dreams can come true, if we have the courage to pursue them.
- I can't leave home without my phone.
- Sweetest pleasure is chocolate
- What amazes me: people and their stories
- Life to me is beautiful
- Photographs are a way of creating a story, a memory or a feeling


**W**hen asked about her highest high in the professional space, she states "I am proud of many of my achievements along the way. I do have very high standards for myself, that's why as soon as I have reached a goal I already have a new level I want to get to. Looking back, getting my first fashion editorial published was a big deal to me."

**S**heryl embraces the professional challenges with utmost dexterity, and confesses that understanding "the business part is just as important as the photography part", be it communicating with clients, working with a team or networking. She feels there is much more to learn and the way to excel is by seeking feedback, analysing it and applying it. Be it in business, photography or in the personal space, she believes in the art of asking questions to the successful people who surround her, an exercise she finds tremendously motivating.



Blouse-Zara  
Scarf-Vintage  
Necklace-Stylist's Own





Bodysuit-American Apparel  
Necklace-Zara

**H**er photography has a distinct flavour -- that of strength, inspiration, empowerment and simplicity.

There is a certain edge, sharpness and a palpable, blatant honesty. Her avant-garde style adds a certain zing to her photographs.

'Being Sheryl' is all about being "passionate and always trying to make the best out of any situation and learn from it." And who does she inspire to be, the confident lady smiles and says "I want to continue growing and learning as much as I can and enjoy the whole process of it".

Ladies and gentlemen, this is Sheryl Fischer for you, a photographer, an artist, a professional who runs not just a business with dedication, enthusiasm and commitment but drives a passion, lives a dream, and has ambitions that keep soaring day by day. Wait and watch...there is much more in store for the world of fashion from this dynamic woman in the days ahead!





Photography / Retouching / MICHELLE AGURTO  
Model / XIMENA NAGUA  
MUA / Hair / EVELYN MANZANO  
Fashion Styling / MARIA JOSÉ CAMPOVERDE

Location / PLAYAS-ECUADOR

Clothing / MÓNICA CAMPAÑA

# 回到 海洋













# 最后的浪漫

---

---

Team / BRUNA RIBEIRO, 40 GRAUS MODELS

Photography / BRUNO ANDRADE

Stylist / LU RIBAS

Makeup / JOÃO PAULO ARAÚJO

Assistant / MATEUS PAZ

---

---

## What is wildness?

By Gaia Donata Giliberto

**S**omething wild is something not crafted by a human hand or mind, far from civilization. And everything not made by humankind, is made by Nature and is part of it.

Nature always does things in the simplest possible way to achieve its goal. Nature is contrary to wasting energy and space, so all that is created by Nature is simple.

Essential but functional, basic but effective: simply perfect and perfectly simple.

When we have a gift for doing something, we do that thing with 'simplicity' or... 'naturally'.

In these photos we can see how simplicity meets wildness: the essential makeup is in synergy with the plants, which, in turn, make the makeup stand out. They are complementary and they consolidate each other. We can almost imagine a connection between the model and Nature: she is touching the plants, hiding behind them and caressing her face – which represents our soul and identity– with their leaves.

The chosen eyeshadow is in the opposite color range of the plants -green and purple are the antipodes, so they enhance each other- but it evokes the lily blossoms shades, as well as the blush shade. The absence of mascara or contouring refers to the simplicity of the nature and it's balanced by a soft eyebrows' filling and a natural lips look.

The skin is uniform and bright but not matt, which evokes the leaves finish.

To recreate this look I suggest using a soft liquid highlighter to apply before the foundation to create a bright look; in alternative, an illuminating foundation could work well.

It's better to apply the foundation and the concealer in the dark circles area after the eyeshadow, to avoid the trouble of removing the eventual fallout of the eyeshadow. For the lips, just dab a finger on the lipstick and apply it on the centre of the mouth gently.





A close-up portrait of a woman with fair skin, looking slightly down and to the side. She has dramatic teal-colored eye makeup, including a thick line along the upper eyelid and a lighter shade on the inner corner. Her lips are painted with a soft pink lipstick. The background is a plain, light color.

Foundation-MAC  
Eyebrow Shadow MAC  
Eyebrow Gel-sephora  
Eyeliner-Inglot  
Cream Blush-NYX  
Mascara-YSL  
Balm-carmex

# 芳草茵茵

Photography / ARSENI GERASYMENKO  
Stylist / Makeup / Hair / DARA DUKHNOVSKAYA  
Model / MARINA, EGO MODELS MANAGEMENT UKRAINE



Foundation-MAC  
Eyebrow shadow-MAC  
Eyebrow Gel-Sephora  
Eyeshadow-MAC  
Cream Blush-NYX  
Mascara-YSL  
Lipstic-Loreal





Foundation-MAC  
Eyebrow shadow-MAC  
Eyebrow gel-Sephora  
Cream Eyeshadow-CHANEL  
Cream Blush-NYX  
Mascara-YSL

Location / VERNOUILLET, YVELINES, FRANCE







# 梦幻交响曲

Photography / MATTHIEU COLNAT  
MUA / Stylist / STEFANIA ZAIKINA  
Model / ABIGAELE AT MADEMOISELLE AGENCY



Photography / VERONICA FORMOS @V\_FORM

Post-Production / GALINA SNITSARUK

Makeup / PAULA LANZADOR (NOBASURA) @PAULALANZADOR

Hair / YASMINE HARPER @YASSIMADEME

Nail / STEFANIA FLEX @STEFANIAFLEX

Model / DANIELLA (RICHARD'S INTERNATIONAL MODEL MANAGEMENT )

@DANIELLAFILER @RICHARDSMODELS





三月美妆

**W**hether with a pencil, a brush or a camera, artists create artworks as paintings, sculptures, photographs...

Artistic expression can express itself by different ways, the same applies for manicure and make-up. The only difference is that this kind of art is ephemeral and the only way to immortalise it is to photograph it. Today, enhance everyone's beauty is an art in itself. We can see here that make-up and manicure are an indissoluble whole when we shoot « beauty » pictures. As regards the colorimetric, one enhances the other and vice versa. They can be either complementary or identical. Some nails can be adorned with patterns reminiscent of paintings ! As for eyes, color mixing and gradation give their full potential. The green background increases the

value of the subject and helps bringing it to the forefront. This allowing to focus only on colors and details of make-up and manicure. Green is the complementary color of red (red representing the color of the skin), it strengthens and adds character and originality to the whole picture.

Regarding the manicure, there is a nail art as well as classical flat tints. On some nails, we might even find nail patches. Others display sponge-applied tints, so as to give a sense of matter, or pasted little pearls. As far as manucuring is concerned, possibilities are endless because it is the artist's fantasy and creativity which drive the process. Concerning the make-up, we have a perfect matt complexion. Warm colors have been used to magnify the model's skin. But the most elaborate work was done on the eyes and lips. Several make-up techniques were used : eyeliner, blurring, gradation, false lashes... We have iridescent colors, glitters, or matt colors, but always applied in a perfect balance.

In this series of pictures, make-up and manicure are so deeply correlated that together they tell a beautiful tale. Several works of art are coexist in the same picture.





# 城市风尚

Photography / PAUL TORTOSA  
Model / GLE CORINI, RYAN O'DONNELL  
MUA Hair Stylist / SILVIA RAIBA  
Location / MILAN











# 另辟蹊径

Photography / CHAD COSPER  
Model / MONICA WELDON  
Clothing / FOREVER 21, VINTAGE LEATHER JACKET

Location / RED ROCK CANYON, LAS VEGAS, NV, USA











Photography / KUMIKO NORRELL  
Makeup & Hair / SOOYOO KIM  
Model / MIKI KAWAWA



# METALLIC BEAUTY



Interview with the photographer, Kumiko Norrell, and Make-up artist Sooyoo Kim

By AgatheSchwaar

**En Vie :** *First of all, I am very excited to do this interview with both of you ! For our readers, could you tell us a bit about your work and your personal experience?*

**Sooyoo Kim :** I am an LA based make-up artist. I do celebrity, editorial, and commercial work.

**Kumiko Norrell :** I am a Los Angeles based fashion and beauty photographer. I have a genuine interest in people. I love collaborating with other talented people such as makeup artist and hairstyles, models etc. Beauty projects like this give me opportunities to work with many talented individuals.

**EV :** *Now let's talk about your work together ! How did you come to work together ?*

**SK:** We met doing some other fashion photoshoot projects. When Kumiko moved to Los Angeles, we teamed up for the first time to create beauty images for personal project.

**KN :** I heard Sooyoo's name from many people. When I met her in Los Angeles back in 2012, I was still living in San Diego, but we agreed to work together in the future. In 2014, when I moved back to Los Angeles, I immediately called Sooyoo to see if she was available for collaboration.

**EV :** *In the work **Metallic beauty** », you play a lot with the color Yellow, could you tell me a bit more about it ?*

**SK:** It is mostly the color gold. I had an inspiration that using metallic gold and silver would create something new and exciting.

**KN:** We wanted to do something more playful and different this time. Sooyoo wanted to use metallic colors like silver and gold for a unique look.

**EV :** *For Sooyoo Kim, I am really interested about the kind of make up used for the first picture, the one with the metallic layer on the eyes. What kind of technic did you use for this make up ?*

**SK :** That was actually one of the easier things to do in this shoot. I cut metallic sticker into that shape and put it on the model and then blended the makeup around it to give it a really distinct look I like to use material that easily available to me and create something unique.



**EN :** *Kumiko Norrell, what do you think about the make up in your photo shoot ? Does Soyoo Kim's work influence the way you take your pictures ?*

**KN :** Yes, Sooyoo is a very skilled and professional make-up artist with unlimited passion and creativity. She is also a fantastic hair stylist. Shooting beauty is a collaboration of the photographer and makeup artist /hair stylist. It's no secret that having a fantastic makeup artist and hair stylist is critical to a successful shoot.

**EV :** *Finally the last question ! You have both Asian descents, do you think that your personal background influence your work ?*

**SK :** It has definitely influenced my style . I grew up in Kyoto, which is the oldest, most historic place in Japan. I was surrounded by Kimono fabric, historic temples and buildings, and a culture full of Japanese beauty. My parents were into art and they took me to museums often. Those childhood experience are one of my key sources of inspiration.

-

**KN:** It definitely does. Japanese people have a unique taste in beauty which gives us a different edge to our style. We appreciate simplicity, calmness, and minimalism.







Photography / JULIE GILGENMANN

Model / LUDIVINE DUCHET

Makeup & Hair / ISIDORA VALLE

Fashion Stylist / LOÏC MAUPIN

圣歌





# 荒野

Photography / JONATHAN JAMES KRIER  
Model / KAYLA FARRELL  
Clothing Designer / CHANTAL WATKINS AT PRIMALFORGED  
MUA / BRIANNA KRIER  
Hair / JOE PICKHARDT  
Assistant / JORY KRIER






















# NAMES & INSTAGRAMS

Photography / [CRISS GOMEZ @CRISSGPHOTOGRAPHY](#)  
Model / [ABIGAIL HALL\(BRUNETTE\) @ABIGAILHALLX](#)  
[COURTNEY QUINN\(GINGER\) @COURTNEYQUINN](#)  
Fashion Stylist / [COLLIN SANTINI @XOXOSANTINI](#)  
Make Up / [CHRISTINA BEIHOFF @CHRISTINA\\_BEIHOFF](#)  
[CELESTE VANYA @C.MAKEUP](#)  
Hair / [TRAVIS STARR @RISINGSTARR](#)











All-Intrigue Couture





Photography / VANIA STOYANOVA AT VLC PHOTO

Hair / MONICA WELCH

Makeup / MARINA FISHER

Nail / DD NAILZ

Model / SAM & KELSEY WHITE AND CHANDLER DOLLAHITE

Dress-Kiki  
Jewelry-H&M